






YOUR PLAQUE

1. Pick a shape...    
... or invent your own!

Draw it here. This will be your border.


2. Add your first name or initials.
3. Make designs around it. Include areas of high, low and sunken relief (impressions).
4. Colour code your plaque:
- Sunken relief in black
 - flat level in dark gray
 - low relief in light gray
 - high relief in white.